


Achilles Tendon: Limited Open Repair

W Hodges Davis, MD
Medical Director
OL Miller Foot and Ankle Institute
OrthoCarolina
Charlotte, NC

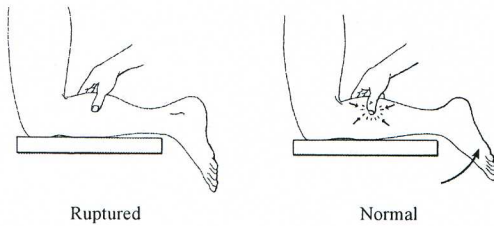
Achilles Rupture

- Why fix the rupture?
 - Decreased rerupture
 - Increased strength in the repaired tendon
 - Ability to restore physiologic muscle to tendon tension



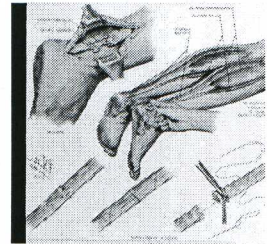
Achilles Rupture

Thompson Test



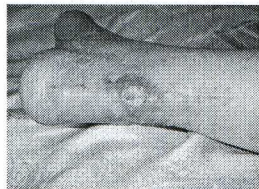
Achilles Rupture

- Options
 - Open
 - Percutaneous
 - Limited Open



Achilles Rupture

- Problem with open repair
 - Wounds
 - deep infection (2-4%)
 - delayed wound healing (3-14%)
 - scar sensitivity requiring shoe modification (6%)
 - Sural nerve injury



Achilles Rupture

- Problems with all percutaneous approach (Ma and Griffith)
 - Sural Nerve 4-7%
 - Inability to confirm the apposition of tendon ends

